argusmedia.com

Argus Fatty Alcohols

Issue 26-41 | Thursday 15 October 2026

OUTLOOK

- Short chain alcohols values pick up
- Indonesian CPO production likely to be impacted in 2027
- EUDR confusion continues to impact buying sentiment

HISTORICAL PRICING

C12-14 southeast Asia historical spot pricing $/t

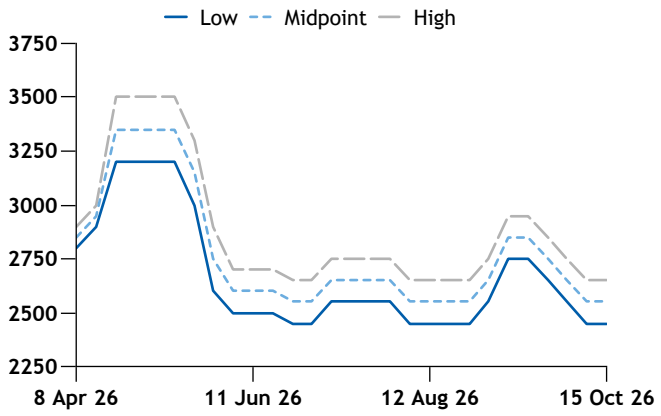

C16-18 southeast Asia historical spot pricing $/t

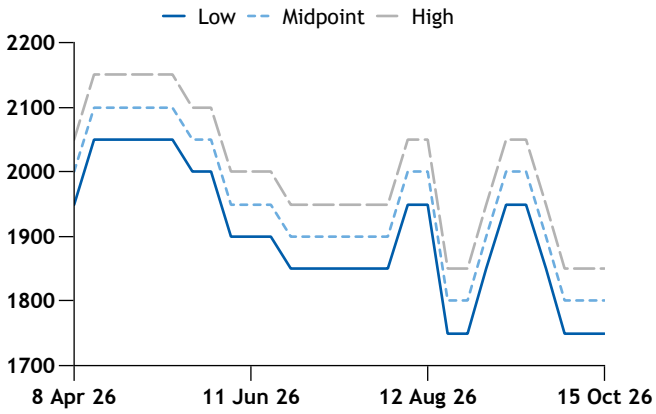

CONTENTS

North America	2	Tropical oils	6
Asia	3	Economic view	7
Europe	5	Shipping & Logistics	8

PRICES

Southeast Asia spot averages $/t

	3 Sep	17 Sep	1 Oct	15 Oct	Average
C8 fob	3,250	3,350	3,350	3,450	3,350
C10 fob	2,975	3,075	3,075	3,175	3,075
C12-14 fob	2,650	2,850	2,650	2,550	2,675
C16-18 fob	1,900	2,000	1,800	1,800	1,875
C16 fob	2,150	2,250	2,050	2,050	2,125
C18 fob	2,075	2,175	1,975	1,975	2,050

Southeast Asia spot price range

	Δ	$/t		Δ	¢/lb	
C8 fob	▲+100	3,300	3,600	▲+100	149.69	163.29
C10 fob	▲+100	3,050	3,300	▲+100	138.35	149.69
C12-14 fob	◀▶	2,450	2,650	◀▶	111.13	120.20
C16-18 fob	◀▶	1,750	1,850	◀▶	79.38	83.91
C16 fob	◀▶	2,000	2,100	◀▶	90.72	95.25
C18 fob	◀▶	1,900	2,050	◀▶	86.18	92.99

US 4Q26 contract price range

	Δ	¢/lb		Δ	$/t	
C12-14; C12-16; C12-15 Mid-cut						
Del bulk	▲+4.00	154.00	166.00	▲+6.00	3,395	3,660
C16-18 30:70 blend						
Del bulk	▼-10.00	120.00	130.00	▼-10.00	2,646	2,866
C16-18 50:50 blend						
Del bulk	▼-10.00	123.00	133.00	▼-10.00	2,712	2,932
C18 straight cut						
Del bulk	▼-5.00	110.00	120.00	▼-5.00	2,425	2,646
C16 straight cut						
Del bulk	▼-8.00	130.00	140.00	▼-8.00	2,866	3,086

Mexico spot price range

	Δ	$/t		Δ	¢/lb	
C12-14 Mid cut						
cif Veracruz	◀▶	3,400	3,600	◀▶	154.22	163.29

China spot prices $/t

	11 Sep	18 Sep	25 Sep	2 Oct	9 Oct
C12-14 ex-works	3,354	3,299	3,173	3,103	3,002
C16-18 ex-works	2,042	2,045	2,041	2,043	2,046

Northwest Europe spot prices €/t

	Δ	Prices		Δ
C12-14	◀▶	2,750	2,850	◀▶
C16-18	◀▶	1,800	2,000	◀▶

Copyright © 2026 Argus Media group
Licensed to: Noorul Malik, Argus Media Limited (London)

Available on the Argus Publications App

NORTH AMERICA

Mass balance premium

Mass Balance premium for volume sold with certification is heard at 6.0-8.0 ¢/lb.

Truck freight from the USGC to Midwest generally ranges 13.0-15.0 ¢/lb

Truck freight from the USGC to East Coast generally ranges 17.0-20.0 ¢/lb

Activity in the region has slowed down following the conclusion of fourth quarter contract negotiations. Buying sentiment remains low as participants continue to assess developments across the global market.

Availability for mid-cut alcohol remains tight. But sources note that with the tariffs for both Indonesian and Malaysian imports into the US recently being removed, mid-cut alcohol values could now come under pressure.

Shipping rates from Asia to the Americas remain at high levels amid tighter vessel capacity. Delays to container shipments mean that some booking volumes now may not receive their shipment until late December.

US truck costs remain at high levels due to the increased fuel surcharges, sources note. Rates from the US Gulf to the Midwest have been heard at 13-15¢/lb, while US Gulf to the east coast rates were discussed at 17-20¢/lb. Meanwhile, US rail costs are holding steady, with rates from the Midwest to the US Gulf or east coast heard around 8-10¢/lb.

The mass balance (MB) premium range is approximately 6-8¢/lb as the common spread. The range is flexible depending upon market input and subject to change going forward at such time as change is evident.

In other news, Russia has declined to confirm US president Donald Trump's claim of an "energy ceasefire" with Ukraine, which Kyiv said Moscow had already violated.

"Contacts continue. Once we have something to say on the subject, we will inform you," Kremlin spokesman Dmitry Peskov said.

On 11 October, Trump said Russia and Ukraine had agreed to an immediate halt in attacks on each other's energy infrastructure, but gave no details.

Ukrainian president Volodymyr Zelenskiy said Kyiv was ready to observe an energy ceasefire if Moscow did the same, and said Ukraine had already shown its commitment.

Trump's announcement came two days after he said he had agreed a deal with Russian president Vladimir Putin to return Russian diesel to international markets. The US subsequently issued a temporary sanctions licence allowing transactions involving Russian diesel, including imports into the US, until 7 April 2027, and Moscow has partially lifted its diesel export ban, authorising 500,000t for sale on the international market.

The import graph from the top 5 countries to the US shows that August imports were at the highest level seen so far this year with around 20,000t imported. The bulk was shipped from Indonesia, according to Global Trade Tracker.

US fatty alcohol import volume from top 5 countries t

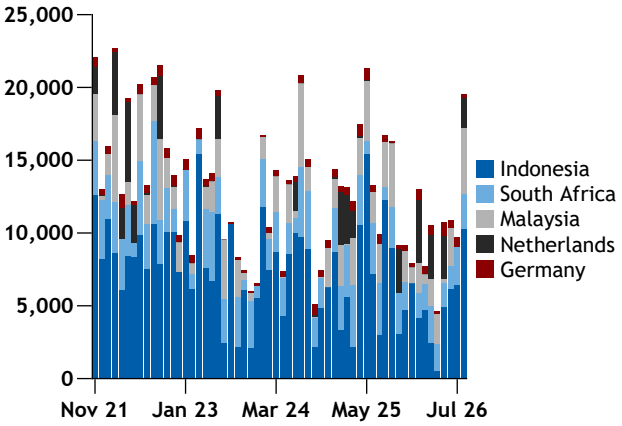

According to Argus Trade Monitor, which tracks bill of lading data, around 17,000t of mostly natural fatty alcohols were imported to the US in September.

US natural and synthetic fatty alcohol imports t

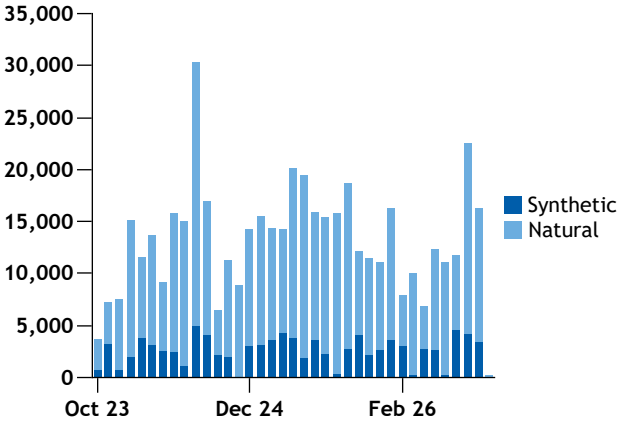

Mont Belvieu Ethane & Ethylene

Chevron Phillips Chemical (CP Chem) reported operational issues at one of the largest ethylene production units in the US on 11 October. CP Chem had an unexpected shutdown of a refrigeration compressor at its 1.725mn metric tonne/yr ethane cracker in Cedar Bayou, Texas.

US Gulf coast ethylene October EPC traded at 23.5¢/lb and at 24¢/lb on 12 October. The daily assessment was set at 23.75¢/lb, up by 0.25¢/lb from the prior day. November

Copyright © 2026 Argus Media group
Licensed to: Noorul Malik, Argus Media Limited (London)

NORTH AMERICA (CONTINUED)

EPC ethylene was assessed at 24¢/lb based on a completed spread deal, up 0.375¢/lb from the previous session.

Meanwhile, US ethylene oxide (EO) and derivatives markets face continued uncertainty. Key questions remain about supply, demand and inventory levels in China. Market participants are also assessing whether material is moving through the strait of Hormuz after months of outages.

ICE Mont Belvieu ethane pricing ¢/USG

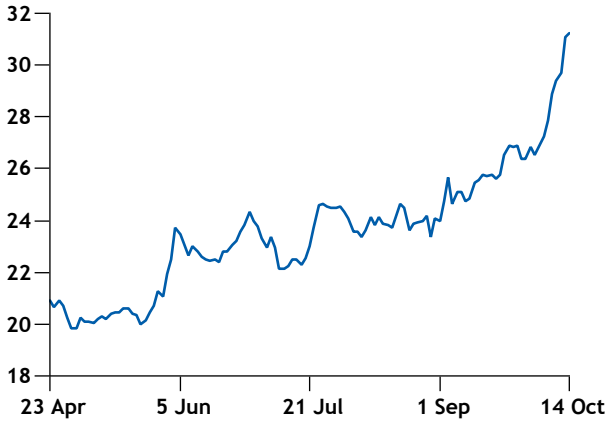

Ethylene pipeline choctaw pricing ¢/lb

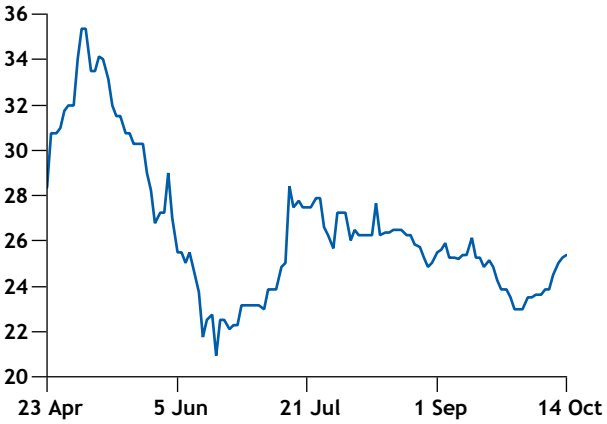

Mexico

Mexican mid-cut fatty alcohol values remain at levels seen in the neighbouring US market.

In latest economic news, the International Monetary Fund (IMF) has lowered its forecast for Mexico's economic growth in 2027 to 1.8pc, from the 1.9pc expected in July. At the same time, the IMF raised its estimate for the growth rate in 2026 from 1.2pc to 1.5pc.

The IMF expects exports and the stabilisation of investment to contribute to a moderate acceleration of the Mexican economy, with supporting factors including shipments linked to artificial intelligence technologies. But trade and other uncertainty will continue to restrain economic activity, the IMF said.

ASIA

Short-chain fatty alcohol prices are now being offered at higher levels, as inquiries have started to pick up but supply remains limited, sources noted. Other spot fatty alcohols prices have been assessed steady, as demand remains at low levels in southeast Asia.

Cuts to Indonesian crude palm oil (CPO) production resulting from a delayed rainy season are likely closer to mid-2027, while weather in Malaysia has not yet posed a risk for 2027 production, Glenauk Economics' Julian McGill said at the Malaysian Palm Oil Forum in Kuala Lumpur on 7 October.

Lack of rain typically shows up in production 8-10 months later, and while there has been enough rain early in 2026, production in Indonesia and Malaysia has held firm.

At the same time, if the El Nino weather pattern continues to intensify, bringing an early end to seasonal rains in Indonesia and Malaysia in early 2027, both countries could face lower production later that year. Malaysian production currently looks unlikely to decline, while Indonesia's 2027 production is projected to fall by 2mn t on the year, McGill said.

CNO & PKO vs C12:14 $/t

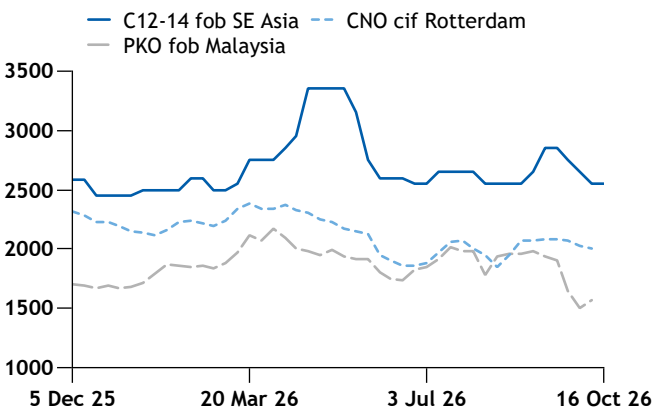

Copyright © 2026 Argus Media group
Licensed to: Noorul Malik, Argus Media Limited (London)

ASIA (CONTINUED)

For the coming months, stocks in producing countries are likely to remain ample. Importing regions have been stocking up in anticipation of tighter supply, while demand from food producers in these countries is likely to remain limited, which could weigh on demand for fresh purchases from Indonesia and Malaysia.

Going forward, CPO prices could draw support from southeast Asia's biofuel sector. But in Indonesia, Malaysia and Thailand, there might not be much scope for biodiesel blending to rise.

Indonesia has still not fully implemented its B50 biodiesel blending mandate — largely because of limited production capacity, rather than funding, McGill noted. A significant increase in capacity is only likely in 2028.

In Malaysia, meanwhile, blending above the current B15 target could be difficult without significant infrastructure upgrades, McGill said — although the country is targeting an increase to B30 by 2030 for road transport. Thailand's biofuel demand is likely to depend largely on fossil fuel prices. The country currently uses a standard B7 minimum blend.

One unexpected driver of biodiesel demand for CPO could come from the US. If US biofuel subsidies and rules remain unchanged, imported used cooking oil (UCO) could remain attractive, relative to US domestically crushed soybean oil, McGill said. UCO consists primarily of used palm olein, itself a refined product of CPO.

Malaysian palm oil prices have come under pressure as lower crude oil prices and high stocks discouraged buying by large importers such as India, market participants said.

Indian buyers switched demand from palm oil to cheaper alternatives, including soybean oil from Brazil, ever since August when palm oil prices started increasing sharply following previous announcements of a very strong El Niño likely tightening supply in coming months.

Soybean, palm and sunflower oils compete within the global vegetable oil market. This interdependence means that changes in supply and price levels can reshape trade flows between them.

India has historically been the main destination for southeast Asian palm oil. The country's recent shift away from the product has contributed to rising inventories in Malaysia and weighed on palm oil prices. Further price declines could make palm oil more competitive against other vegetable oils and encourage importers to switch back.

The increase in palm oil availability may prove short-lived. From 2027, higher domestic consumption in southeast Asia is expected to curb exportable supplies.

CNO vs PKO, weekly average $/t

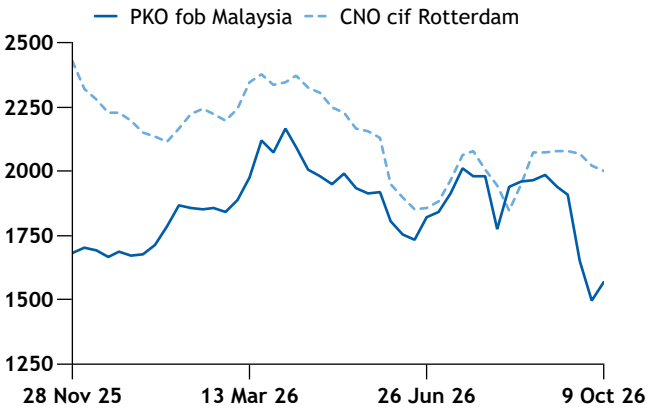

RBD palm stearin vs PKO, weekly average $/t

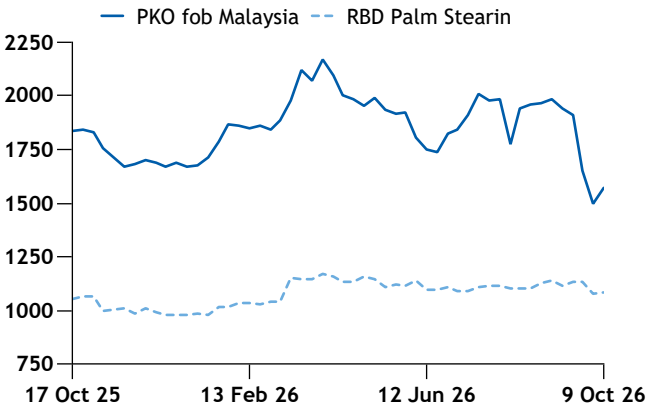

China

Softening feedstock palm kernel oil (PKO) values has continued to put pressure on C12-14 fatty alcohols prices. But with market participants returning following the national holidays in the region, a pickup in activity and slight rebound in PKO values led to a small uptick in mid-cut prices.

In mid-October, trades for C12-14 were heard at 20,100 yuan per metric ton (Yn/t) exw northeast China.

Meanwhile, long chain C16-18 fatty alcohol prices have been holding steady with limited activity seen for this grade. The high feedstock costs continue to keep the upwards pressure on values with latest deals heard at Yn13,700/t exw northeast China.

Turning to ethoxylation, China's purified EO prices held at Yn9,700/t ex-tank east China. Market fundamentals were largely unchanged, and participants adopted a wait-and-see stance after the national holidays.

Copyright © 2026 Argus Media group
Licensed to: Noorul Malik, Argus Media Limited (London)

ASIA (CONTINUED)

EO producers' margins improved again as feedstock ethylene prices fell. Production margins for producers using imported ethylene rose by $51/t from the last assessment to $253/t. Margins for producers using domestic ethylene increased by $45/t to $237/t.

China select fatty alcohols, weekly average prices $/t

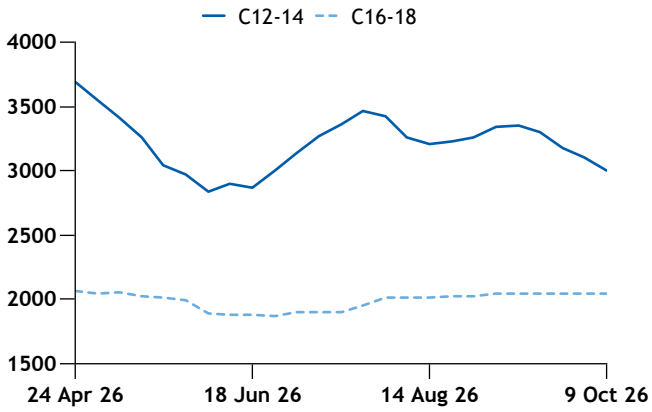

Weather in key production regions

In Indonesia, the country's board for disaster management continued to report drought conditions that had persisted since previous months across several areas, including South Sulawesi, one of the largest palm oil producing provinces in the country. Meanwhile, Malaysia's disaster management agency reported floods, landslides, storms, and wind-related disasters in Sabah.

El Niño is now firmly established with both oceanic and atmospheric indices reflecting values consistent with a strong El Niño, with further intensification likely during spring, according to the Australia's Bureau of Meteorology (BoM).

All models, including the bureau's, forecast the tropical Pacific to continue warming through the southern hemisphere spring, likely peaking in late spring or summer. Values are forecast to reach levels above the warmest observed since reliable records began in 1950.

Given its current strength, in addition to the typical life cycle of an El Niño, this event is expected to persist into the second quarter of 2027, the BoM added.

EUROPE

European spot fatty alcohols values are unchanged as participants remain uncertain over when to purchase further volumes. Confusion over the upcoming regulatory changes is also deterring buyers from purchasing inventories for the new year.

The EU recently expanded its deforestation regulation (EUDR) to cover more palm-derived chemicals and clarified its application to several products already within scope.

The amended product list adds crude glycerol, oleic, linoleic and linolenic acids, certain soaps, and other downstream products made using oil palm. The newly added products will come into EUDR's scope from 30 December 2027.

Industrial stearic acid, industrial oleic acid, industrial monocarboxylic fatty acids and industrial fatty alcohols remain within scope but are now defined as products "synthesised using oil palm".

The commission said the changes are intended to prevent downstream palm-based products from entering the EU market without meeting EUDR obligations and to stop deforestation risks shifting further along the value chain.

Meanwhile, Germany's federal cabinet has approved a draft regulation aimed at simplifying the EUDR implementation for forestry and agricultural businesses.

The draft, approved on 7 October, would allow small foresters and agricultural firms to submit a one-time declaration using an address rather than geolocation data to identify any land involved in operations.

Forestry associations would also be able to submit declarations for timber marketed on behalf of its members, removing the need for individual forest owners to file.

Medium-sized and large companies might also qualify for simplified measures if EUDR-related parts of its business remain below two of these thresholds applicable to small businesses — €10mn turnover, a €5mn balance sheet or 50 employees.

Market participants remain divided over whether the EUDR will take effect at the end of 2026 as currently scheduled after two previous delays. Some expect the regulation to be implemented as planned. Others said repeated postponements have weakened confidence in the timeline, leading them to adopt a wait-and-see approach rather than making purchasing decisions based on EUDR compliance requirements.

The EUDR is due to come into force for large and medium-sized operators and traders on 30 December and from 30 June 2027 for micro and small enterprises.

Copyright © 2026 Argus Media group
Licensed to: Noorul Malik, Argus Media Limited (London)

EUROPE (CONTINUED)

The following graph shows import statistics for the EU from the top 5 import countries. July saw close to 40,000t of fatty alcohols imported, the highest volumes seen since 2021, with the bulk shipped from the US and Indonesia.

EU fatty alcohol imports from top 5 countries *t*

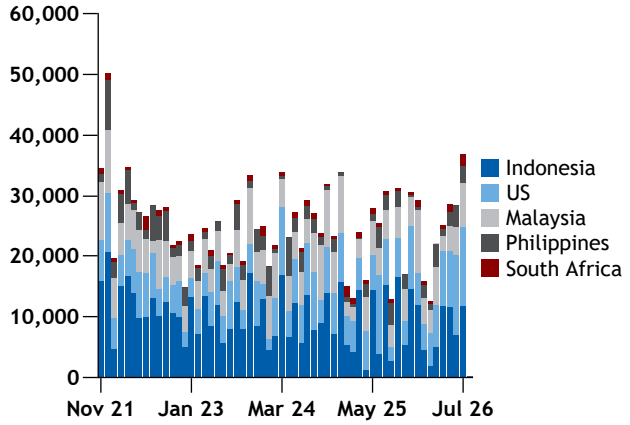

Fatty Alcohols Trade Explorer

Visualise monthly and annual trade data on a country basis including partner country detail.

Available for the following products:

Cetyl Alcohol, Stearyl Alcohol and **Lauryl Alcohol**

Access now

TROPICAL OILS

Tropical and key edible oils weekly pricing				$/t
	2 Jan 26	2 Oct 26	9 Oct 26	Weekly trend
Fats and greases				
Crude palm oil fob Malaysia	985	1,080.30	1,075.10	▼
Crude palm kernel oil fob Malaysia	1,671	1,498	1,569	▲
Coconut oil cif Europe	2,198	2,022	2,001	▼
RBD palm olein fob Malaysia	1,000	1,115	1,131	▲
Palm fatty acid distillate fob Malaysia	995	1,075	1,043	▼
RBD palm stearin fob Malaysia	980	1,075	1,081	▲
Rapeseed oil fob Dutch mill	1,216	1,385	1,381	▼
Soybean oil futures CBOT	1,073	1,486	1,507	▲
Bleached fancy tallow del Chicago	1,168	1,532	1,532	◂ ▸
Used cooking oil				
Used cooking oil cif ARA	1,129	1,308	1,293	▼
Used cooking oil fob China bulk	1,077	1,180	1,180	◂ ▸

** the previous week is displayed when no trades occur*

Tropical and key edible oils daily pricing				
Ticker	Description	Exchange	Date	Price
FCPO1!	Palm oil futures ringgit/t	MYX	12 Oct	4,474.00
FCPO1!	Palm oil futures $/t	MYX	12 Oct	1,096.06
ZL1!	Soybean oil futures $/t	CBOT	12 Oct	1,497.82

Palm oil futures *$/t*

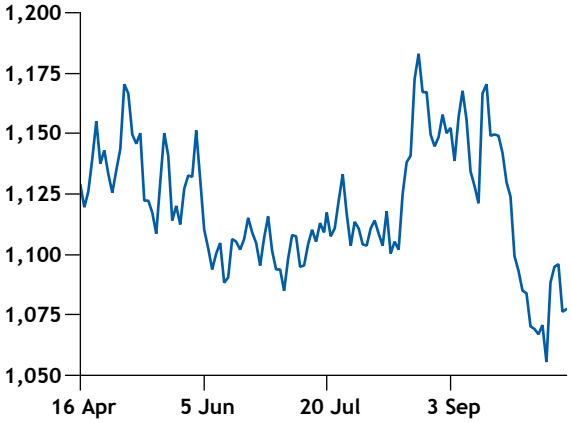

Palm taxation

During October 2026, Malaysia's CPO exports will remain subject to the highest level export duty of 10pc. The CPO reference price used to set the duty climbed to 4,452.66 ringgit/t ($1,091.04/t) in October, up from 4,392.32 ringgit/t in September, according to the country's palm oil board.

Indonesia's CPO exports will be subject to a $130.27/t levy and a $178/t duty in October as per the current export levy structure. The Indonesian CPO reference price moved

Copyright © 2026 Argus Media group
Licensed to: Noorul Malik, Argus Media Limited (London)

TROPICAL OILS (CONTINUED)

up to $1042.15/t in October, from $1007.51/t the previous month.

MPOB

Malaysia's total palm oil stocks continued to climb for a sixth consecutive month to 3.5mn t in September, reaching a record high and exceeding analysts' expectations as exports fell while production expanded, data from the Malaysian Palm Oil Board (MPOB) show.

Malaysia's CPO stocks rose by almost 32pc on the month to 2.1mn t in September, while total processed palm oil stocks rose by 14pc to 1.3mn t.

Malaysia is the world's second-largest palm oil producer after Indonesia, and market participants track its stock levels as a key supply-demand indicator because its monthly data is viewed to be more reliable than Indonesia's.

CPO production rose across the board to 2.1mn t, up by 16pc from August. Output in Sabah was up by 35pc to 457,000t between August and September. Meanwhile, Sarawak's production rose by 15pc to 507,000t and peninsular Malaysia's increased by almost 11pc to 1.1mn t. Sharp increases in East Malaysian CPO production so far over the year to-date have stemmed from replanting initiatives in recent years, particularly in Sabah, that have now come to fruition, market participants said.

Malaysia exported around 1.1mn t of palm oil in September, 12pc less than in the previous month. Exports likely fell because key buyers, including India, were already well-stocked, and those remaining in the market favoured cheaper Indonesian palm oil products during September.

Malaysia also imported 6,812t of CPO in September after recording no imports in August. Processed palm oil imports were also marginally up by 3pc. Malaysia likely imported Indonesian CPO for downstream processing because of its competitive pricing, despite strong growth in domestic production during the month.

GAPKI

Indonesian palm oil stocks fell in June while exports and production rose month on month, according to data from Indonesian palm oil association Gapki.

Palm oil inventories fell to 2.84mn t in June, 6.5pc lower on the month but 12pc higher on the year, Gapki data show.

Exports surged by 64pc from May but fell by 9pc on the year to 3.3mn t in June. Processed palm oil shipments rose by 66pc on the month to 2.3mn t, while oleochemical exports fell by 3pc to 467,000t. CPO exports surged month on month to 335,000t after plunging in May to 31,000t.

Market participants track Indonesian palm oil stock levels to gauge demand and supply, as the country is the world's largest palm oil producer.

Combined palm oil production in Indonesia rose by 16pc from May, but was stable on the year at 5.3mn t in June. CPO output in June was higher at 4.8mn t, while palm kernel oil production increased to 449,000t from 387,000t.

Domestic palm oil consumption rose by 6pc on the month and 6.2pc on the year to 2.2mn t in June on higher food, biodiesel and oleochemical consumption. Palm oil use for food increased by 2.6pc to 878,000t, while biodiesel consumption rose by 9pc to 1.1mn t month on month.

ECONOMIC VIEW

As reporting season in the US approaches, energy companies are expected to post bumper profits thanks to the spiralling energy prices triggered by the closure of the strait of Hormuz.

A 30pc jump in the price of West Texas Intermediate oil in the third quarter means US-listed energy majors are expected to report a 114pc year-on-year jump in quarterly earnings growth, up from a forecast of 79pc growth at the end of June, according to data provider FactSet.

Heading east, economists predict that China’s economy grew 4.4pc during the third quarter, a marginal increase from the previous quarter, as strong exports and AI related sectors were not enough to offset continued sluggishness in real estate and consumer spending.

But, a new outlook from the Peterson Institute for International Economics expects China’s economic growth to slow further next year as export strength fades and weak domestic demand persists, even as the global economy remains resilient.

The think tank projects China’s GDP will grow 4.6pc this year and 4.3pc in 2027, down from 5pc growth in 2025.

The report said overcapacity and the property slump continue to weigh on domestic demand while export strength is expected to fade.

Meanwhile, the World Trade Organisation has upgraded its forecast for volumetric growth in merchandise trade in 2026 from 1.9pc to 3.9pc year-on-year. It highlighted a stronger than anticipated surge in AI-related capital investment and the impact this has had so far in offsetting commodity trade disruption in the Middle East and Russia.

Copyright © 2026 Argus Media group
Licensed to: Noorul Malik, Argus Media Limited (London)

ECONOMIC VIEW (CONTINUED)

Currency

The US dollar continues to hover near an 18-month high, as an escalating Middle East conflict kept investors cautious ahead of the release of key US inflation data.

Key oleochemical currencies' performance vs $ ±%YTD

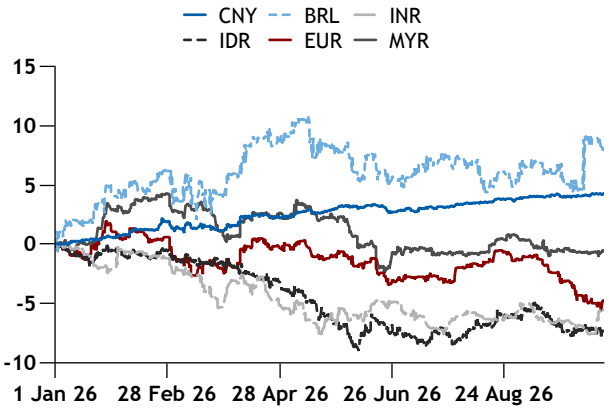

SHIPPING AND LOGISTICS

Strikes on tankers travelling via strait of Hormuz increased in early October, with the UK Maritime Trade Organisation (UKMTO) reporting at least five attacks against tankers on the US-protected lane along the coast of Oman since 3 October.

Many vessel owners remain hesitant to transit the strait of Hormuz because of the US blockade, concerns about US sanctions, and vessel attacks in the region. Tanker freight rates remain at elevated levels because of higher additional war risk premiums and vessel idling costs, further deterring buyers from making bookings.

Meanwhile, US President Donald Trump has said the US will not resume hostilities against Iran before the 3 November midterm congressional elections. The US is "having productive discussions" with Iran but the US naval blockade and campaign of economic pressure against Iran will continue, Trump said in a social media post.

Trump's statement is not an ironclad assurance that direct hostilities between the US and Iran will not resume any time soon. Tehran has confirmed continued indirect dialogue with the US, through mediators, but chances of a diplomatic breakthrough appear low. While Iran has increased the pace of its attacks against commercial shipping, challenging the Trump administration's claim that it had restored oil flows through the strait of Hormuz to pre-war levels.

Copyright © 2026 Argus Media group

Licensed to: Noorul Malik, Argus Media Limited (London)

Argus Global Polyethylene and Polypropylene



Argus Global Polyethylene and Polypropylene is a weekly pricing service with global resin prices and detailed commentary on key polymer grades.

Key features

- Detailed feedstock information on crude, naphtha, propane, ethane, ethylene and propylene
- Cracker and propane margins analysis
- Global pricing and fundamental information by country and region
- Coverage of Dalian futures market
- Production and outage news • New plant data
- Buy-side information, including FMCG and packaging news
- Polymer freight assessments

For more information, visit our webpage:
www.argusmedia.com/argus-global-polyethylene
www.argusmedia.com/argus-global-polypropylene

Set up a trial: **Petrochemicals-m@argusmedia.com**

Argus EO and Derivatives

Key regional prices, detailed analysis and global industry news for ethylene oxide and its derivatives, delivered on a weekly basis.



Find out more

Argus *Fatty Alcohols* is published by Argus Media group

Registered office
Lacon House, 84 Theobald's Road,
London, WC1X 8NL
Tel: +44 20 7780 4200

ISSN: 2755-5267

Copyright notice
Copyright © 2026 Argus Media group
All rights reserved
All intellectual property rights in this publication and the information published herein are the exclusive property of Argus and/or its licensors (including exchanges) and may only be used under licence from Argus. Without limiting the foregoing, by accessing this publication you agree that you will not copy or reproduce or use any part of its contents (including, but not limited to, single prices or any other individual items of data) in any form or for any purpose whatsoever except under valid licence from Argus. Further, your access to and use of data from exchanges may be subject to additional fees and/or execution of a separate agreement, whether directly with the exchanges or through Argus.

Trademark notice
ARGUS, the ARGUS logo, ARGUS MEDIA, INTEGER, ARGUS FATTY ALCOHOLS, other ARGUS publication titles and ARGUS index names are trademarks of Argus Media Limited.
Visit www.argusmedia.com/Ft/trademarks for more information.

Disclaimer
The data and other information published herein (the "Data") are provided on an "as is" basis. Argus and its licensors (including exchanges) make no warranties, express or implied, as to the accuracy, adequacy, timeliness, or completeness of the Data or fitness for any particular purpose. Argus and its licensors (including exchanges) shall not be liable for any loss, claims or damage arising from any party's reliance on the Data and disclaim any and all liability related to or arising out of use of the Data to the full extent permissible by law.
All personal contact information is held and used in accordance with Argus Media's Privacy Policy
https://www.argusmedia.com/en/privacy-policy

Publisher
Adrian Binks

Global compliance officer
Vladas Stankevicius

Chief commercial officer
Martin Gijssel

Executive Vice-President, Expansion Sectors
Tim Cheyne

Global head of market reporting
Andrew Bonnington

Editor in chief
Jim Washer

Managing editor
Claudia Perotti

Editor
Neha Popat
Tel: +44 20 7780 4200
Neha.Popat@argusmedia.com

Customer support and sales:
support@argusmedia.com
sales@argusmedia.com

London, Tel: +44 20 7780 4200
Houston, Tel: +1 713 968 0000
Singapore, Tel: +65 6496 9966

Chemicals
illuminating the markets®

Licensed to: Noorul Malik, Argus Media Limited (London)